


Drill Faster. Run Harder. Work Smarter.

HYDRO JAW

BREAKOUT MACHINE MODEL 1200

The Hydro Jaw 1200 makes breakout and make-up faster and easier

*CRI Hydro
Jaw 1200
in horizontal
position*




The model 1200 Hydro Jaw breakout machine uses a heavy-duty chainlink jaw design to quickly breakout or make-up bits, DTH hammer joints, and other API tool connections to keep your operation running smoothly. Powered by a Honda 5.5 horsepower gasoline engine linked to a single-stage or optional two-stage hydraulic pump, the Model 1200 unit is portable and easily moved around the job site. It is designed to safely operate in the horizontal or vertical position. A lifting eye and forklift slots make it easy to load and unload. With its excellent power and adjustability, the CRI Model 1200 is ideal for breakout/make-up in a wide range of drilling applications.



Heavy-duty jaw links can hold any shape and breakout different O.D. sizes at the same time. Gripping dies on each link are replaceable.



*Optional
Two-stage
hydraulic
system*




Drill Faster. Run Harder. Work Smarter.

HYDRO JAW


BREAKOUT MACHINE MODEL 1200

Specifications

Standard range	5.5" O.D. to 12" O.D.
With optional jaw package	3" O.D. to 12" O.D.
Weight	1,500 lbs.
Shipping weight	1,900 lbs.
Length (without handle)	51"
Length (with handle)	69"
Height	50"
Width	32"
Breakout torque	60,000 ft. lbs.
Make-up torque	50,000 ft. lbs.
Heavy-duty jaw links	



Unit includes small and large replaceable jaw set



CRI Hydro Jaw 1200 in vertical position



118 Schrock Drive
Berlin, PA 15530
Phone: 814.267.7100
Toll Free: 888.267.9004
Fax: 814.267.6382
www.centerrock.com